



# James Edward Furniture



**Office Series**  
Wood veneer with hardwood edge



**Made in  
U.S.A.**

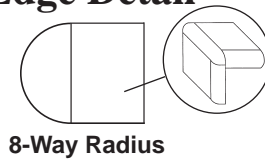
Hardwood Edge With  
Radius Detail on Tops and  
Sides

**“Built The Way It  
Use To Be”**

(Shown in Medium Cherry on Maple Veneer Finish and 8-Way Radius Edge Detail)


**If you can't find what you are looking for, let us know. We can build it for you.**

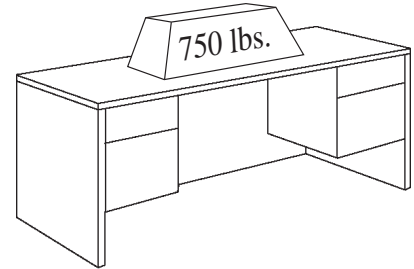
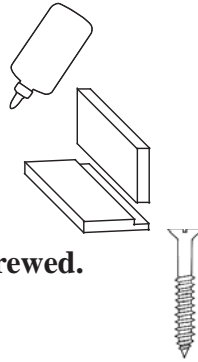
## Edge Detail



**Hardwood Edge With Radius Detail on Tops and Sides.**

## AMERICAN CRAFTSMANSHIP

- All structural joints are glued and nailed.
- All drawers are rabbit joint constructed.
- All major stress points have cleats and are screwed.
- No assembly required. 



**OUR DESKS CAN HOLD 3X THEIR WEIGHT.**

## STANDARD FEATURES

- Letter/Legal filing.
- Ball bearing slides up to **150 lbs** capacity.
- Durable **Conversion Varnish** on all wood surfaces, even resists nail polish remover.
- **1 1/4"** thick tops and sides.
- Hand selected wood veneer with hardwood moulding.

## LOOKING OUT FOR THE FUTURE

- Built to last a **lifetime**.
- Made for your office, not the landfill
- We use environmentally responsible materials.

## Available Colors



Light Cherry on Maple Veneer WLC



Medium Cherry on Maple Veneer WMC



Mahogany on Maple Veneer WMA



Natural Maple Veneer WNM



Walnut on Cherry Veneer WWC



Natural Oak Veneer WNO



Light Oak Veneer WLO



Medium Oak Veneer WMO



Light Cherry on Cherry Veneer WPL



Medium Cherry on Cherry Veneer WPC



Mahogany on Cherry Veneer WPM